

Name: _____

Using Unit Fractions

Task #1

Record answer in the chart below.

#1	#5
#7	#8
#9	#10
#14	#17

Name: _____

Area

Task #1

Record answer in the chart below using pattern blocks.

#1	#3
#5	#7
#9	#10

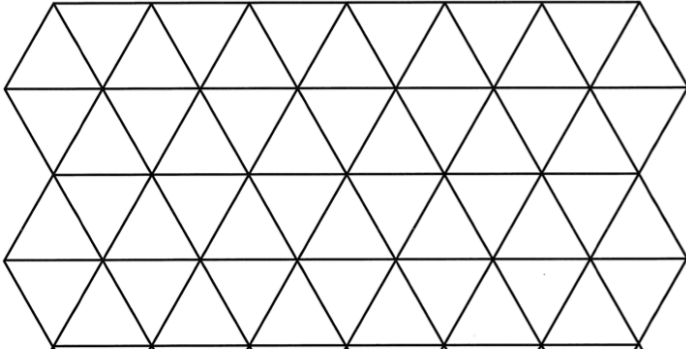
Name: _____

Area

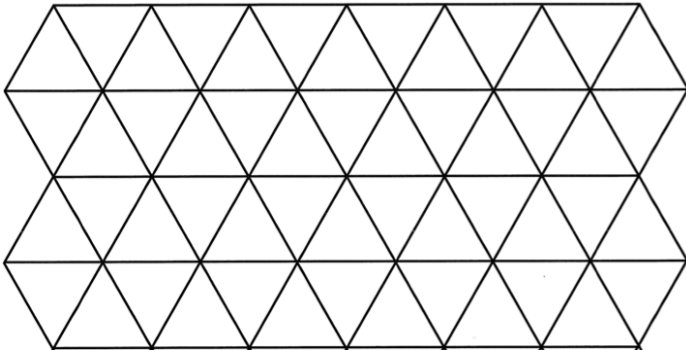
Task #2

Record answer in the chart below using pattern blocks.

#11



#17



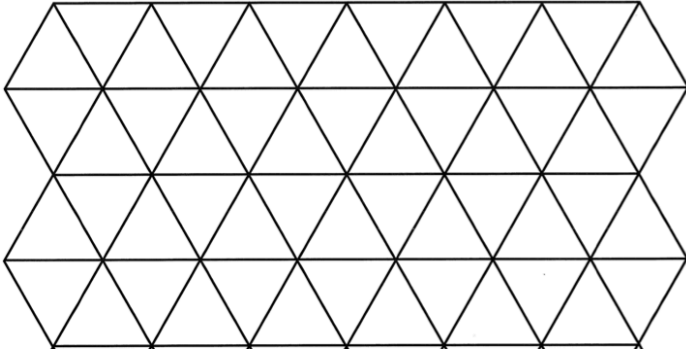
Name: _____

Area

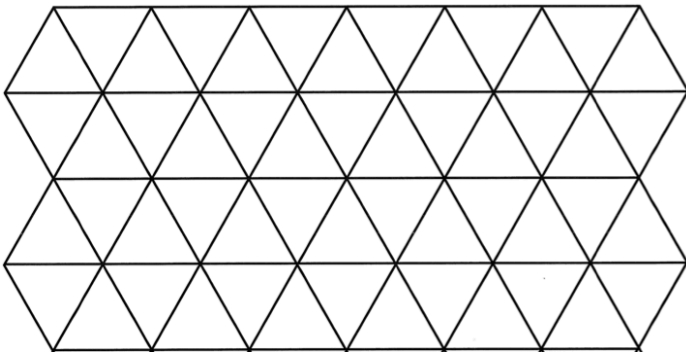
Task #2 - Continued

Record answer in the chart below using pattern blocks.

#21



#22



Name: _____

Sets

Task #1

Record answer in the chart below. Draw a picture to justify your answer.

#1	#2
#5	#7
#8	#11

Name: _____

Sets

Task #2

Record answer in the chart below. Draw a picture to justify your answer.

#14	#16
#18	#19
#20	#21

Name: _____

Sets

Task #3

Record answer in the chart below.

#25	#26
#27	#28
#29	#30


#35 - Read the question carefully.

Name: _____


Comparison - Task #1

Record answer in the spaces below. Justify your answer using unit fractions. The number line and rectangles are available to assist with your picture if you choose to use them.

#2




#12



Comparison - Task #1 - Continued


Record answer in the spaces below. Justify your answer using unit fractions. The number line and rectangles are available to assist with your picture if you choose to use them.

#26



Two empty rectangular boxes stacked vertically, intended for the student's answer and justification.

#28



Two empty rectangular boxes stacked vertically, intended for the student's answer and justification.

Name: _____

Comparison - Task #2

Record answer in the spaces below. Justify your answer using unit fractions.

#15

#23

Comparison - Task #2 - Continued

Record answer in the spaces below. Justify your answer using unit fractions.

#29

#35


Name: _____

Problem Solving 1

Task #1

Record your thinking in the chart below. Draw a picture to justify your answer. Record a number sentence. Remember to *Attend to Precision*.

#3 or 11 - Circle card number.



Name: _____

Problem Solving 1

Task #2

Record your thinking in the chart below. Draw a picture to justify your answer. Record a number sentence. Remember to *Attend to Precision*.

#17 or 22 - Circle card number.

Name: _____

Problem Solving 1

Task #3

Record your thinking in the chart below. Draw a picture to justify your answer. Record a number sentence. Remember to *Attend to Precision*.

#27 or 32 - Circle card number.

Name: _____

Problem Solving 2

Task #1

Record your thinking in the chart below. Draw a picture to justify your answer. Record a number sentence. Remember to *Attend to Precision*.

#1 or 3 - Circle card number.

Name: _____

Problem Solving 2

Task #1 - Continued

Record your thinking in the chart below. Draw a picture to justify your answer. Record a number sentence. Remember to *Attend to Precision*.

#20 or 28 - Circle card number.

Name: _____

Problem Solving 2

Task #2

Record your thinking in the chart below. Draw a picture to justify your answer. Record a number sentence. Remember to *Attend to Precision*.

#12 or 14 - Circle card number.

Name: _____

Problem Solving 2

Task #2 - Continued

Record your thinking in the chart below. Draw a picture to justify your answer. Record a number sentence. Remember to *Attend to Precision*.

#15 or 17 - Circle card number.

Name: _____

Problem Solving 2

Task #3

Record your thinking in the chart below. Draw a picture to justify your answer. Remember to *Attend to Precision*.

#26 or 27 - Circle card number.